




# Measuring Guide

## Window Blinds

1. Use Steel Measuring Tape.
2. Take & record window sizes in inches
3. First Take Width (left to right Side)
4. Then Height or drop (Top to bottom)
5. Decide Your Installation Either Inside or Above Window



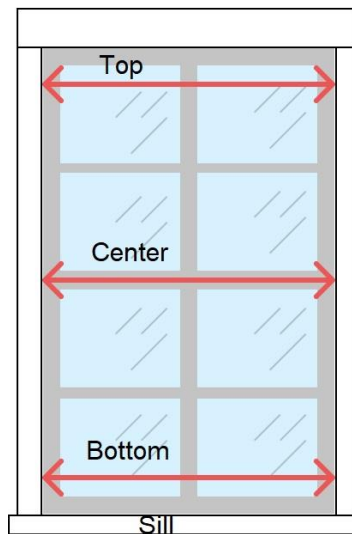
## Inside Window Installation

Check Window Depth

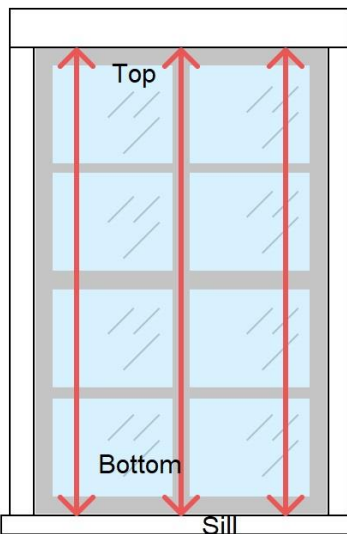


Minimum depth required 2.50 Inches

### Inside Width



### Inside Height



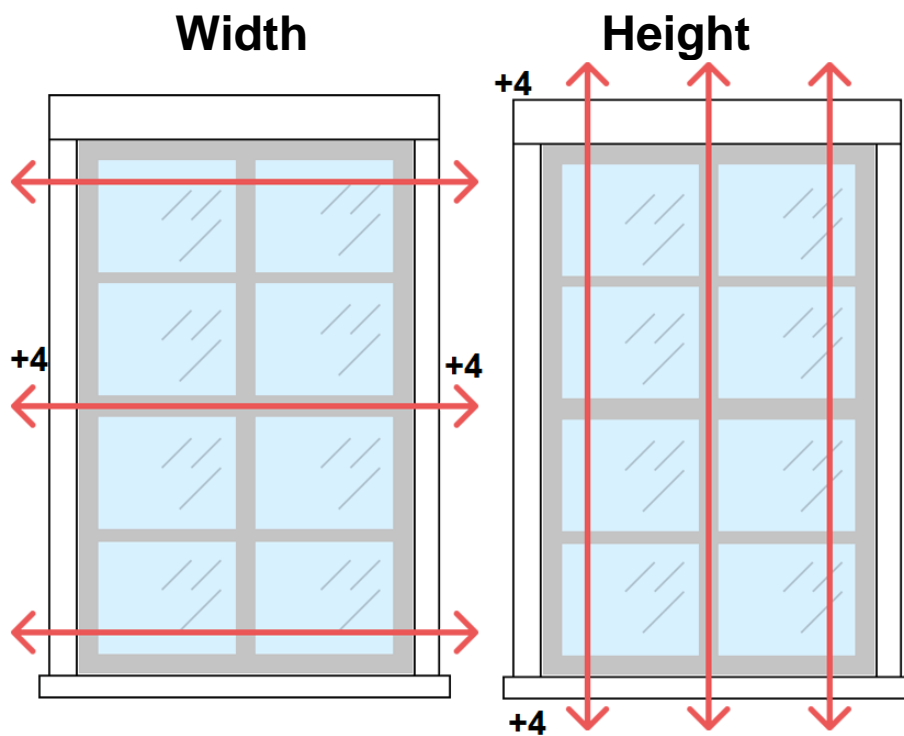
Measure Inside width (From left to right)

Take inside window width Either from window top or center

Take Inside window height from (top to bottom)

Don't make any deductions. We will deduct for proper functioning

## Above Window Installation



Add 4 inches' overlap/ extra from both corners of width  
Add 4 inches' overlap/ extra from both corners of height

### Wall Aesthetics

Contact 03228015567

Website <https://wallaesthetics.com/>

Shop # 18 Al-Hafeez Tower, Ground Floor, Gulberg III, Ghalib Road, Lahore